


COMBITHERM® COMBI OVENS | ALTO-SHAAM.



Willing to try **the untried.**

We pioneer solutions to address our customer's challenges. Equipment systems designed to give our customers the confidence they need to embrace fresh perspectives and seize new opportunities. So every day we strive to design foodservice equipment solutions that are as intuitive and efficient as they are dependable — helping our customers achieve a greater return on their investment and enabling their creativity to flourish. Because we earn our reputation, helping our customers earn theirs.

With headquarters and manufacturing in Menomonee Falls, Wisconsin, Alto-Shaam proudly provides foodservice equipment solutions made in the USA to more than 90 countries globally.

“Now, instead of having to guess and check, we use the oven to achieve the perfect finish on every item. The precision you can achieve is amazing.”

Peter Sandroni | Chef/Owner
La Merenda



OUR STORY

1960s



Jerry Maahs, founder, seeking a way to keep fried chicken hot for delivery during Wisconsin winters, uses thermal cables to create innovative holding cabinets. Halo Heat® debuts at the 1968 National Restaurant Association Show.

What began as an experiment with the overnight cooking of prime rib leads to the creation of an entirely new category of commercial kitchen equipment:

Cook & Hold ovens with exclusive Halo Heat® technology.



1970s

1980s



Seeing a growing need for modern kitchens to become ever more versatile and efficient, Alto-Shaam fills that need with the groundbreaking **Combitherm® oven**.

Evolving into a forward-thinking company that offers complete kitchen systems results in dramatic growth and expansion, performing installations everywhere, from cruise lines to Antarctica.

1990s

2010s



Recognizing the industry-changing potential of Structured Air Technology®, Alto-Shaam partners with Phil McKee, founder and CEO of Appliance Innovation, to develop the revolutionary line of **Vector® Multi-Cook Ovens**.

Unrivalled Versatility.

In the foodservice industry, you have to be ready to take advantage of every opportunity. Whether scaling up to handle increases in demand or adapting menus to stay ahead of trends, your kitchen has to be prepared and properly equipped.

Combining multiple cooking functions into a single appliance, Combitherm® ovens provide endless versatility, reliability and unmatched performance. Your all-in-one solution for efficient and consistent food production. Combitherm ovens do the work of a convection oven, kettle, steamer, fryer, smoker and more.

Combitherm ovens give you the power to execute every dish, no matter how simple or complex, faster than ever with flawless precision and consistency.

Combitherm ovens offer unrivalled versatility.

- **Poach** delicate salmon filets or steam vegetables without sacrificing flavor or texture
- **Cook** potatoes, rice and pasta with consistent and repeatable results
- **Combine steam and convection** to roast meats, fish and poultry to perfection
- **Prepare** sauces and casseroles in a one-step process
- **Retherm and refresh quickly and safely** with absolute control
- **Keep baked or oven-fried items** tender inside and crispy on the outside



Ultimate efficiency and performance.

There are other combi ovens out there, but none match the efficiency and performance of Alto-Shaam. The key is our innovative boilerless design paired with PROpower™ technology. Boilerless, flash-steam generation provides greater control over recovery, cooking times and food quality with the ability to adjust steam volume with precision. The use of boiler-free, flash-steam generation maintains steam levels without a water reservoir. Instead of heating water in a separate tank with boiler-based models, cold or room temperature water is sprayed directly onto a heated surface to create steam. Then, fans circulate the steam throughout the oven chamber.


This design results in 80% less water usage, superior performance and improved reliability. Operators also reduce maintenance costs associated with boiler parts and labor. No boiler maintenance. No boiler heating element burnout. And you still get the versatility to cook with variable steam, convection steam or a combination of both.

Exclusive PROpower™ technology offered in Combitherm ovens accelerates production by up to 80% over traditional ovens and 20% over other combi ovens. PROpower is offered in Turbo, Eco and Reduced power levels.



The CT PROformance™ Combitherm Oven boasts the highest energy efficiency in its class in the industry according to ratings by Pacific Gas & Electric and Energy Star.

Boilerless Technology 80% Less Water Usage



Auto-reversing fan circulates the generated steam throughout the oven chamber.

No separate water tank to maintain, clean and repair.

Adjust steam volume with precision using flash-steam generation.



A new standard of cooking excellence.

Engineered to embody our commitment to foodservice innovation, the CT PROformance™ Combitherm® Oven is a technologically advanced combi and the most intuitive to operate. Maximize food quality, texture and yield with enhanced precision and control. Simple navigation, customizable recipe management and intuitive, one-touch cooking. Take a closer look and you'll find unique, innovative features inside and out.

Available in a variety of sizes and configurations, the CT PROformance is ideal for any operation seeking to enhance food quality while optimizing kitchen space and reducing labor costs.

Why CT PROformance? Explore what sets us above the rest.

Zero clearance design saves valuable space under the exhaust hood and reduces ventilation costs.

20% faster than other combi ovens and up to 80% faster than convection technology with PROpower™ technology. Enhanced production. Improved temperature control. Quicker recovery times.

80% less water usage with boilerless design. Superior performance, improved reliability, and less maintenance costs associated with boiler parts and labor.

Seamlessly-integrated smoker with optional CombiSmoke®. Hot or cold smoke with real wood chips. No odor or flavor residue. No impact on oven capacity, door seal or oven performance.

Detachable food probe can be easily calibrated. Designed to break-away for easy replacement, greater reliability and reduced oven downtime and repair costs. Sous vide probe optional.

LED illuminated door handle is designed for the needs of the busy kitchen, and provides visual notification of the oven status.

Front-accessible, retractable rinse hose. PROrinse™ high-efficiency spray head.

Keep employees safe. Safevent™ venting system automatically vents heat and steam during the last 60 seconds of the cooking cycle. Open the door as soon as the cooking cycle ends without exposure to heat and steam.

Innovative Safety

Keep employees safe. SafeVent™ venting system automatically vents heat and steam during the last 60 seconds of the cooking cycle. Open the door as soon as the cooking cycle ends without exposure to heat and steam.



—

CoolTouch3™ triple panel glass door keeps workers safe. Triple-pane glass keeps the heat inside, while keeping the glass cool to the touch and providing 15% greater thermal retention to improve performance and safety.



—

Optional automatic grease collection system safely extracts and disposes hot grease with a pump-style system to simplify cleaning, reduce labor and maintenance costs and decrease oven downtime due to grease buildup.



Purposeful Design

— Zero clearance design saves valuable space under the exhaust hood and reduces ventilation costs. Place next to any piece of equipment – anywhere on the line.



— Seamlessly-integrated smoker with optional CombiSmoke®. Hot or cold smoke with real wood chips. No odor or flavor residue. No impact on oven capacity, door seal or oven performance.




— Detachable food probe can be easily calibrated. Designed to break-away for easy replacement, greater reliability and reduced oven downtime and repair costs. Sous vide probe optional.



— Front-accessible, retractable rinse hose. PROrinse™ high-efficiency spray head.



— Reduce labor with CombiCleanPLUS™ automatic cleaning with five cycle options from “light clean” to “heavy soil.” Uses safe, convenient cleaning tablets or optional liquid cleanser.



— LED illuminated door handle is designed for the needs of the busy kitchen and provides visual notification of the oven status.

COMBITHERM® COMBI OVENS

As versatile as the shift is long.



CTP6-10

Perfect for smaller side items or specialty dishes, the CTP6-10 Combitherm has the ability to steam, bake, braise, roast, oven-fry and retherm your signature dishes in a countertop design. Stack two together or place it on a stand or countertop for versatility and quality without sacrificing space.

PRODUCT CAPACITY	PAN CAPACITY	DIMENSIONS (H x W x D)
72 lb [33 kg]	Seven (7) full-size or GN 1/1 pans Seven (7) half-size sheet pans *Six (6) full-size or GN 1/1 pans *Six (6) half-size sheet pans *With smoker	34-1/2" x 35-11/16" x 41-7/16" [876 mm x 906 mm x 1053 mm]

Available in Boiler-Free Gas; Boiler-Free or Boiler Electric; and CombiHood PLUS™
Ventless Hood Option [Electric only]

The industry standard.



CTP7-20

Our most popular model and the industry standard, the CTP7-20 Combitherm has the power and capacity to keep up with even the busiest of kitchens. Perfect for placement in high-production kitchens, this oven works just as hard as you do. Stack two together or place it on a stand for versatility and quality without sacrificing space.

PRODUCT CAPACITY	PAN CAPACITY	DIMENSIONS (H x W x D)
168 lb [76 kg]	Sixteen (16) full-size or GN 1/1 pans Eight (8) full-size sheet pans *Fourteen (14) full-size or GN 1/1 pans *Seven (7) full-size sheet pans *With smoker	37-13/16" x 43-3/4" x 46-3/16" [961 mm x 1111 mm x 1173 mm]

Available in Boiler-Free Gas; Boiler-Free or Boiler Electric; and CombiHood PLUS™
Ventless Hood Option [Electric only]

Makes the most of smaller spaces.



CTP10-10

With the same power, consistency and precision as the rest of our line, this oven is a narrower version of the CTP10-20, allowing for placement in kitchens where space is limited, but demand is high. Stack with another combi, or place it on a stand for versatility and quality without sacrificing space.

PRODUCT CAPACITY	PAN CAPACITY	DIMENSIONS (H x W x D)
120 lb [54 kg]	Eleven (11) full-size or GN 1/1 pans Eleven (11) half-size sheet pans *Ten (10) full-size or GN 1/1 pans *Ten (10) half-size sheet pans *With smoker	45-11/16" x 35-11/16" x 41-7/16" [1160 mm x 906 mm x 1053 mm]

Available in Boiler-Free Gas; Boiler-Free or Boiler Electric; and CombiHood PLUS™
Ventless Hood Option [Electric only]

Up to any challenge.



CTP10-20

The CTP10-20 Combitherm is perfect for placement in institutions like universities or schools where the demand for quantity and quality is high. With the ability to steam, braise, bake, roast, oven-fry and retherm, this oven will replace many of the expensive components currently taking up valuable space in your kitchen, saving both time and labor.

PRODUCT CAPACITY	PAN CAPACITY	DIMENSIONS (H x W x D)
240 lb [109 kg]	Twenty-two (22) full-size pans or GN 1/1 pans Eleven (11) full-size sheet pans *Twenty-one (21) full-size pans or GN 1/1 pans *Ten (10) full-size sheet pans *With smoker	45-11/16" x 43-3/4" x 47-3/16" [1160 mm x 1111 mm x 1173 mm]

Available in Boiler-Free Gas; Boiler-Free or Boiler Electric; and CombiHood PLUS™
Ventless Hood Option [Electric only]



A high-volume workhorse.

CTP20-10

The CTP20-10 is a roll-in model that provides high volume production in limited hood space. It is compatible with the Alto-Shaam integrated rack management system and is perfect for cook/chill or banqueting retherm applications.

PRODUCT CAPACITY	PAN CAPACITY	DIMENSIONS (H x W x D)
240 lb (109 kg)	Twenty-two (22) full-size pans or GN 1/1 pans Twenty (20) half-size sheet pans	79-1/4" x 35-11/16" x 42-1/4" (2012 mm x 906 mm x 1072 mm)

Available in Boiler-Free Gas; Boiler-Free or Boiler Electric



Built for banquets.

CTP20-20

A key part of our fully integrated banqueting system, the CTP20-20 Combitherm is equipped with a roll-in cart that allows you to cook food and then roll it into the compatible Alto-Shaam CombiMate® Mobile Warmer or QuickChiller™. Then, when it is time for service, plate up the meals and retherm them for quick, consistent results without the worry of food drying out.

PRODUCT CAPACITY	PAN CAPACITY	DIMENSIONS (H x W x D)
480 lb (218 kg)	Forty (40) full-size or GN 1/1 pans Twenty (20) full-size sheet pans	79-1/4" x 43-3/4" x 47" (2012 mm x 1111 mm x 1192 mm)

Available in Boiler-Free Gas; Boiler-Free or Boiler Electric

At Alto-Shaam we understand that the oven is the centerpiece of any kitchen.

That’s why we’re relentlessly driven to design and manufacture products that perform flawlessly in the most demanding conditions to give operators confidence and consistency in every meal. And our team is just as committed to providing industry-leading service and support. From installation consultation to equipment training to around the clock, every day technical assistance to culinary support — you can trust that we are here for you.

Factory-authorized combi installation program guarantees a site is prepared for the equipment and ensures proper installation, reducing equipment issues associated with improper installation and maximizing customer satisfaction.

Why CT PROformance? Innovative Safety. Purposeful Design.

Zero clearance design saves valuable space under the exhaust hood and reduces ventilation costs.

20% faster than other combi ovens and up to 80% faster than convection technology with PROpower™ technology. Enhanced production. Improved temperature control. Quicker recovery times.

80% less water usage with boilerless design. Superior performance, improved reliability, and less maintenance costs associated with boiler parts and labor.

Seamlessly-integrated smoker with optional CombiSmoke®. Hot or cold smoke with real wood chips. No odor or flavor residue. No impact on oven capacity, door seal or oven performance.

Detachable food probe can be easily calibrated. Designed to break-away for easy replacement, greater reliability and reduced oven downtime and repair costs. Sous vide probe optional..

LED illuminated door handle is designed for the needs of the busy kitchen, and provides visual notification of the oven status.

Front-accessible, retractable rinse hose. PROrinse™ high-efficiency spray head.

Keep employees safe. Safevent™ venting system automatically vents heat and steam during the last 60 seconds of the cooking cycle. Open the door as soon as the cooking cycle ends without exposure to heat and steam.

Alto-Shaam specializes in creating products and system solutions that are the core of successful foodservice programs in a variety of industries throughout the world.



ALTO-SHAAM.

Full Line Commercial Kitchen Equipment:

- Combitherm® Ovens
- Convection Ovens
- Cook & Hold Ovens
- Food Wells
- Heated Holding
- Smokers
- Quickchillers™
- Rotisseries
- Thermal Shelves & Carving Stations
- Merchandisers & Display Cases
- Vector® Multi-Cook Ovens

ALTO-SHAAM BENELUX

KlopPro B.V.
Oostergracht 7A
3763 LX Soest
Nederland

+31 (0) 30 - 2412 021 • info@alto-shaam.nl • www.alto-shaam.nl



ALTO-SHAAM®